

QUARTERLY PHYSICAL REPORT OF OPERATION

As of September 30, 2023


Department : Other Executive Offices
 Agency/Entity : Philippine Sports Commission
 Operating Unit : < not applicable >
 Organization Code : 26 032 0000000

Particulars	UACS CODE	Physical Target (Budget Year)					Physical Accomplishment (Budget Year)					Variance as of September 30, 2023	Remarks
		1st Quarter	2nd Quarter	3rd Quarter	4th Quarter	Total	1st Quarter	2nd Quarter	3rd Quarter	4th Quarter	Total		
1	2	3	4	5	6	7	8	9	10	11	12	13	14
AMATEUR SPORTS DEVELOPMENT PROGRAM	310100000000000												
OO : Source of athletic talents widened													
Outcome Indicators													
1. Number of grassroots athletes the Philippine National Games and competing in Batang Pinoy Games		4,415	4,415	4,415	4,415	17,660	0	0	0				
2. Number of Filipinos participating in Sports-for-All activities		46,807	46,807	46,808	46,808	187,230	72,160	77,273	58,644				
3. Number of national athletes participating in international and		449	449	448	448	1,794	655	1,360	1,150				
Output Indicators													
1. Number of LGUs sending delegates in PSC competitions		33	33	32	32	130	0	0	0				
2. Number of promotional events/activities held		20	20	20	20	80	184	283	204				
3. Number of national athletes and coaches supported		1,191 ave.	1,191 ave.	1,191 ave.	1,191 ave.	1,191 ave.	1,396 ave.	1,578 ave.	1,641 ave.				

Prepared By:


 DOMINGO MAURO JR. S.
 Chief, Program Research and Development Division

In coordination with:


 TATAD, PAULO FRANCISCO C.
 Executive Director

Approved By:


 BAGHMANN, RICHARD E.
 Chairman

QUARTERLY PHYSICAL REPORT OF OPERATION

As of June 30, 2023


Department : Other Executive Offices
 Agency/Entity : Philippine Sports Commission
 Operating Unit : < not applicable >
 Organization Code : 26 032 0000000

Particulars	UACS CODE	Physical Target (Budget Year)					Physical Accomplishment (Budget Year)					Variance as of June 30, 2023	Remarks
		1st Quarter	2nd Quarter	3rd Quarter	4th Quarter	Total	1st Quarter	2nd Quarter	3rd Quarter	4th Quarter	Total		
1	2	3	4	5	6	7	8	9	10	11	12	13	14
AMATEUR SPORTS DEVELOPMENT PROGRAM	3101000000000000												
OO : Source of athletic talents widened													
Outcome Indicators													
1. Number of grassroots athletes the Philippine National Games and competing in Batang Pinoy Games		4,415	4,415	4,415	4,415	17,660	0	0					
2. Number of Filipinos participating in Sports-for-All activities		46,807	46,807	46,808	46,808	187,230	72,160	77,273					
3. Number of national athletes participating in international and		449	449	448	448	1,794	655	1,360					
Output Indicators													
1. Number of LGUs sending delegates in PSC competitions		33	33	32	32	130	0	0					
2. Number of promotional events/activities held		20	20	20	20	80	184	283					
3. Number of national athletes and coaches supported		1,191 ave.	1,191 ave.	1,191 ave.	1,191 ave.	1,191 ave.	1,396 ave.	1,578 ave.					


Prepared By:


 DOMINGO LAUREL JR., O.
 Chief, Program Research and Development Division

In coordination with:


 IROY, GUILLERMO JR. B.
 Acting Executive Director

Approved By:


 GASTON MATTHEW P.
 Commissioner, OIC-in-Charge

QUARTERLY PHYSICAL REPORT OF OPERATION

As of March 31, 2023

Department : Other Executive Offices
 Agency : Philippine Sports Commission
 Operating Unit : < not applicable >
 Organization Code : 26 032 0000000

Particulars	UACS CODE	Physical Target (Budget Year)					Physical Accomplishment (Budget Year)					Variance as of 03/31/2023	Remarks
		1st Quarter	2nd Quarter	3rd Quarter	4th Quarter	Total	1st Quarter	2nd Quarter	3rd Quarter	4th Quarter	Total		
1	2	3	4	5	6	7	8	9	10	11	12	13	14
AMATEUR SPORTS DEVELOPMENT	3101000000000												
OO : Source of athletic talents widened													
Outcome Indicators													
1. Number of grassroots athletes competing in the Philippine National Games and Batang Pinoy Games		4,415	4,415	4,415	4,415	17,660	0						
2. Number of Filipinos participating in Sports-for-All activities		46,807	46,807	46,808	46,808	187,230	72,160						
3. Number of national athletes participating in international and national competitions		449	449	448	448	1,794	655						
Output Indicators													
1. Number of LGUs sending delegates in PSC competitions		33	33	32	32	130	0						
2. Number of promotional events/activities held		20	20	20	20	80	184						
3. Number of national athletes and coaches supported		1,191 ave.	1,191 ave.	1,191 ave.	1,191 ave.	1,191 ave.	1,396 ave.						

Prepared By:


 DOMINGO, LAURO JR. O.
 Chief, Program Research and Development Division

In coordination with:


 IROY, GUILLERMO JR. B.
 Acting Executive Director

Approved By:


 BACHMANN, RICHARD E.
 Chairman